

ETF Overview

VinaCapital VN100 ETF is an Exchange Traded Fund that seeks to replicate the performance of the VN100 index.

The VN100 Index is a free-float adjusted market capitalization weighted index which measures the performance of the 100 largest and most liquid stocks listed on the Ho Chi Minh City Stock Exchange (HOSE).

Why VN100 ETF?

Closer performance to the VN-Index. Exposure to large and mid-cap Vietnamese companies.

Approximately exposure to 85% of VN-Index. Not subject to foreign ownership limit.

VinaCapital VN100 ETF objective

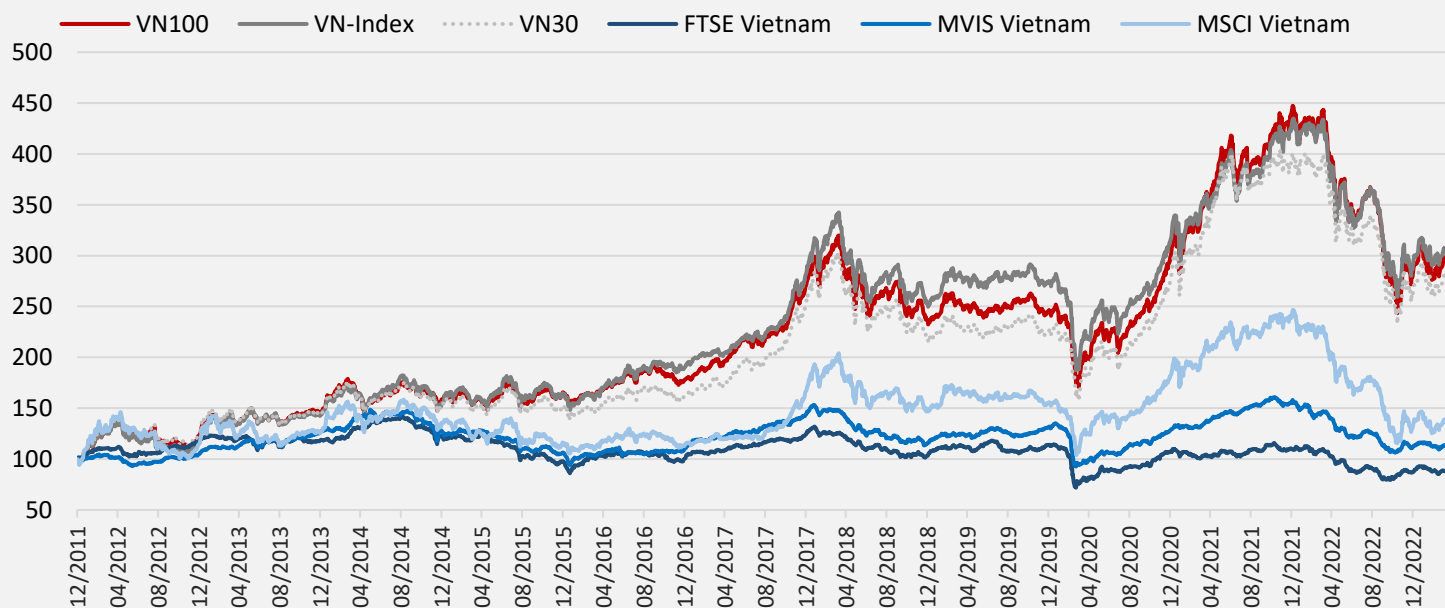
Track and replicate 95% of the VN100 Index. Target a tracking error of 0.5%.

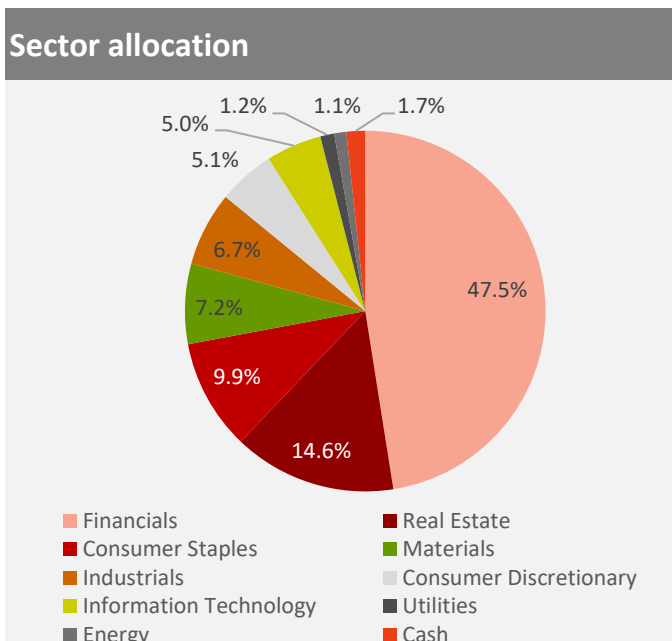
The ETF will be rebalanced quarterly. Tracking error will be calculated weekly.

Key facts

Fund launch date	16 June 2020
Underlying index	VN100 Index
Net assets	VND246.8 billion
Ticker	FUEVN100
Exchange	HOSE
Management fee	0.67% per annum
NAV per share	VND13,341
Share price	VND13,350
Creation Unit	One creation unit = 100,000 fund certificates
APs	BIDV Securities, Bao Viet Securities, KIS Vietnam, VietCapital Securities
Custodian, Supervisory Bank & Administrator	Bank of Investment and Development of Vietnam (BIDV)
Transfer Agent/ Registrar	Vietnam Securities Depository

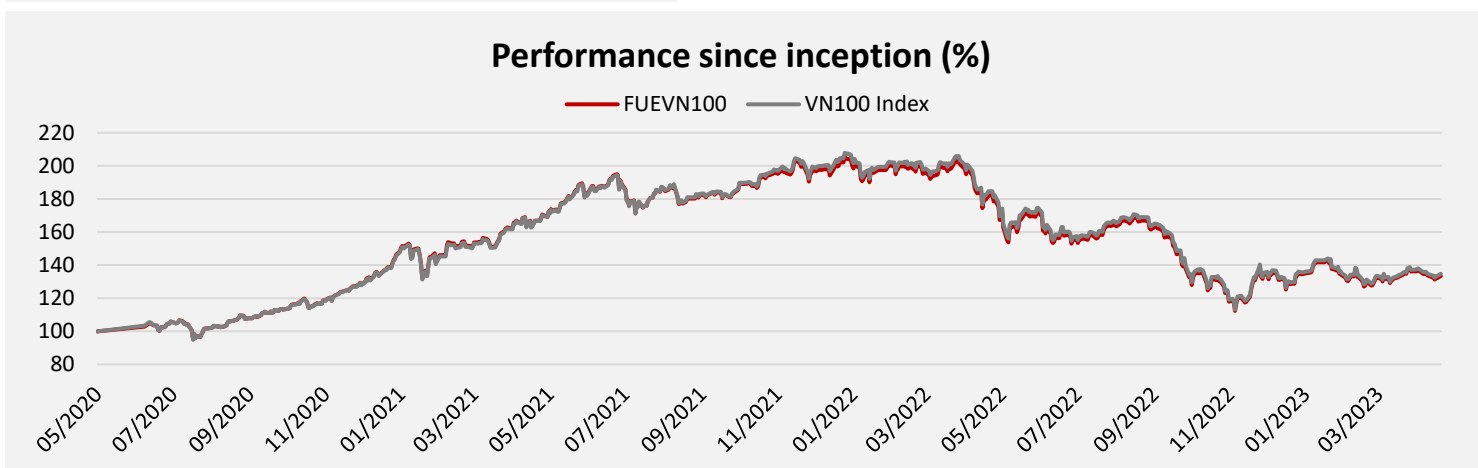
VN100 index has a closer performance to VN Index than other ETF indexes





Top holdings

Ticker	Sector	% NAV
VPB	Financials	6.4
FPT	Information Technology	5.0
ACB	Financials	4.8
HPG	Materials	4.8
TCB	Financials	4.6
VNM	Consumer Staples	4.0
VHM	Real Estate	3.7
VIC	Real Estate	3.5
STB	Financials	3.3
VCB	Financials	3.3



	1M	3M	6M	1Y	3Y	5Y	Since inception
FUEVN100	-1.1%	-6.3%	2.0%	-26.7%			29.8%
VN100 Index	-0.8%	-6.2%	1.9%	-27.1%	45.4%	2.8%	30.2%
VN-Index	-1.5%	-5.6%	2.1%	-23.2%	36.4%	-0.1%	22.7%

	YTD 2023	2022	2021	2020	2019	2018	2017
FUEVN100	3.7%	-36.3%	45.8%				
VN100 Index	3.9%	-36.6%	47.9%	21.6%	3.3%	-11.7%	51.3%
VN-Index	4.2%	-32.8%	35.7%	14.9%	7.7%	-9.3%	48.0%

Fund characteristic	FUEVN100	VN-Index	VN30 Index
P/E (x)	10.7	14.1	11.6
P/B (x)	1.9	1.6	1.6
Dividend yield (%)	1.5	1.8	1.5
No. of stocks	68	403	30
Tracking error (%)	0.46		