

## ETF Overview

VinaCapital VN100 ETF is an Exchange Traded Fund that seeks to replicate the performance of the VN100 index.

The VN100 Index is a free-float adjusted market capitalization weighted index which measures the performance of the 100 largest and most liquid stocks listed on the Ho Chi Minh City Stock Exchange (HOSE).

## Why VN100 ETF?

The VN100 Index better represents the Vietnamese stock market than most other ETF indices.

Exposure to both large and mid-cap Vietnamese companies.

Not subject to foreign ownership limit.

## VinaCapital VN100 ETF objective

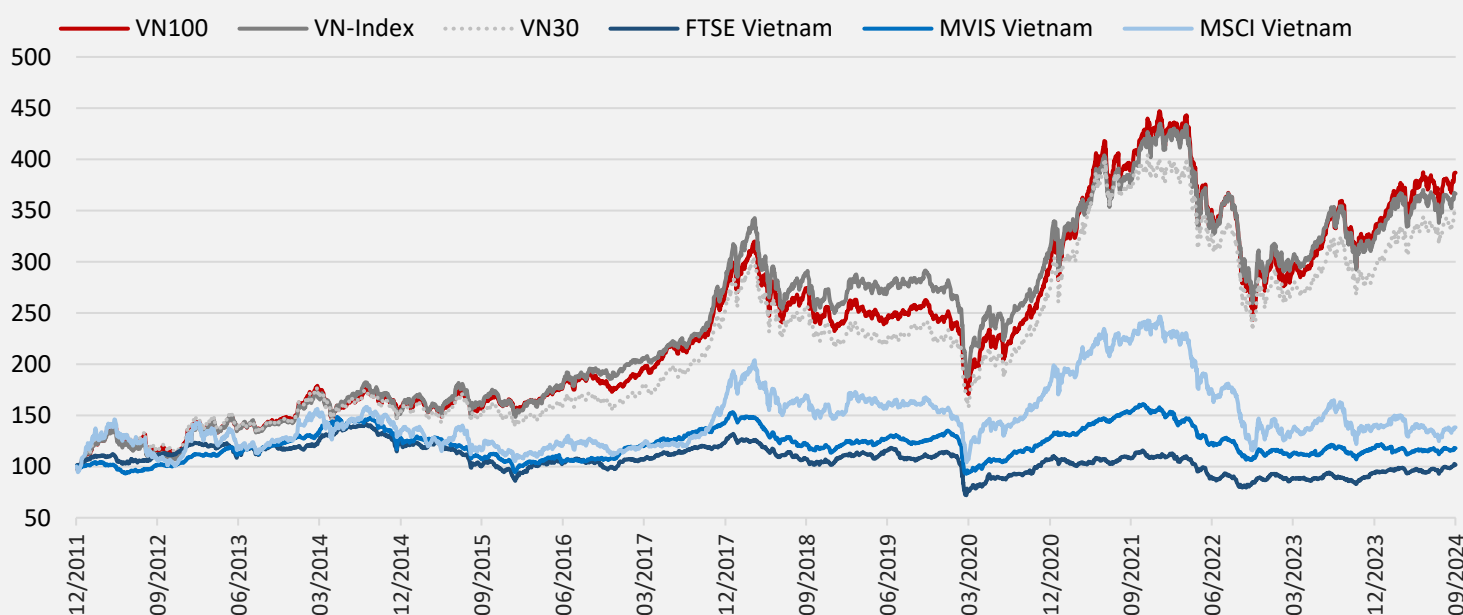
Track and replicate 95% of the VN100 Index. Target a tracking error of 0.5%.

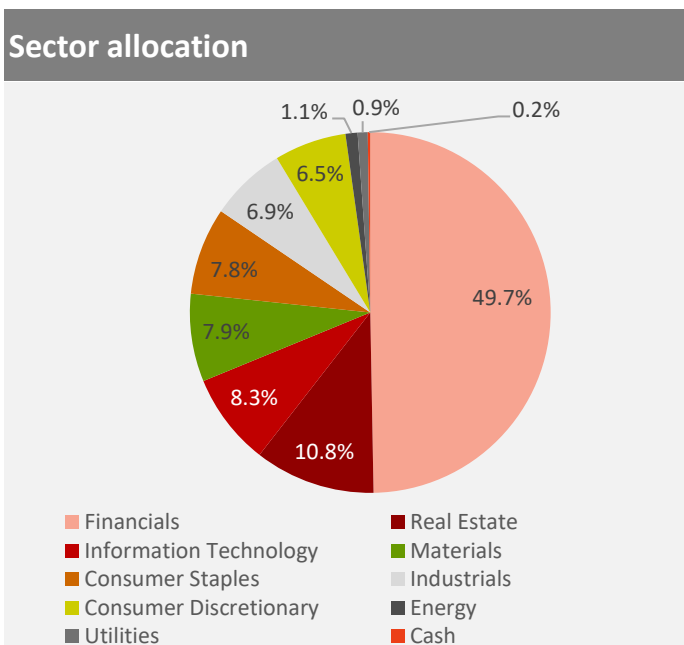
The ETF will be rebalanced quarterly. Tracking error will be calculated weekly.

## Key facts

<b>Fund launch date</b>	16 June 2020
<b>Underlying index</b>	VN100 Index
<b>Net assets</b>	VND531.6 billion
<b>Ticker</b>	FUEVN100
<b>Exchange</b>	HOSE
<b>Management fee</b>	0.67% per annum
<b>NAV per share</b>	VND18,142
<b>Share price</b>	VND18,100
<b>Creation Unit</b>	One creation unit = 100,000 fund certificates
<b>APs</b>	BIDV Securities, Bao Viet Securities, KIS Vietnam, VietCapital Securities
<b>Custodian, Supervisory Bank &amp; Administrator</b>	Bank of Investment and Development of Vietnam (BIDV)
<b>Transfer Agent/ Registrar</b>	Vietnam Securities Depository

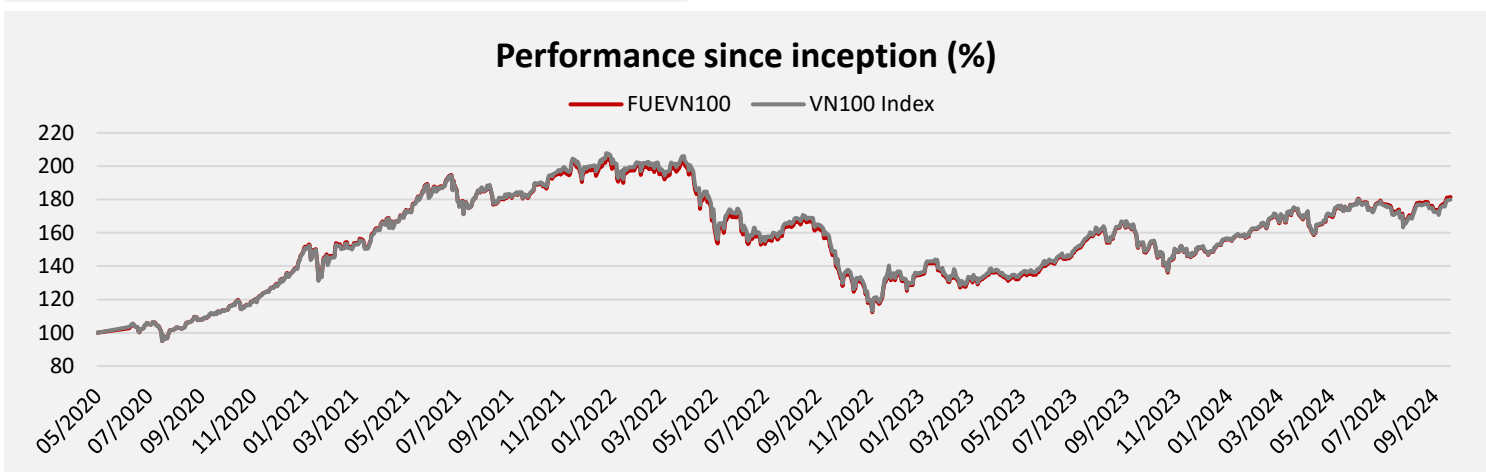
The VN100 Index better represents the Vietnamese stock market than other ETF indices





### Top holdings

Ticker	Sector	% NAV
FPT	Information Technology	8.3
TCB	Financials	5.5
ACB	Financials	5.1
VPB	Financials	4.8
HPG	Materials	4.6
MWG	Consumer Discretionary	4.0
MBB	Financials	3.7
LPB	Financials	3.7
STB	Financials	3.2
HDB	Financials	3.1



	1M	3M	6M	1Y	3Y	5Y	Since inception
FUEVN100	1.6%	5.0%	4.2%	18.1%	-0.7%		76.5%
VN100 Index	1.4%	4.4%	3.1%	16.7%	-1.7%	50.4%	73.9%
VN-Index	0.3%	3.4%	0.3%	11.6%	-4.0%	29.2%	50.6%

	YTD 2024	2023	2022	2021	2020	2019	2018
FUEVN100	18.7%	18.7%	-36.3%	45.8%			
VN100 Index	17.4%	18.2%	-36.6%	47.9%	21.6%	3.3%	-11.7%
VN-Index	14.0%	12.2%	-32.8%	35.7%	14.9%	7.7%	-9.3%

Fund characteristic	FUEVN100	VN-Index	VN30 Index
P/E (x)	14.2	15.9	12.5
P/B (x)	1.7	1.7	1.7
Dividend yield (%)	1.7	1.8	2.0
No. of stocks	71	410	30
Tracking error (%)	0.60	-	-