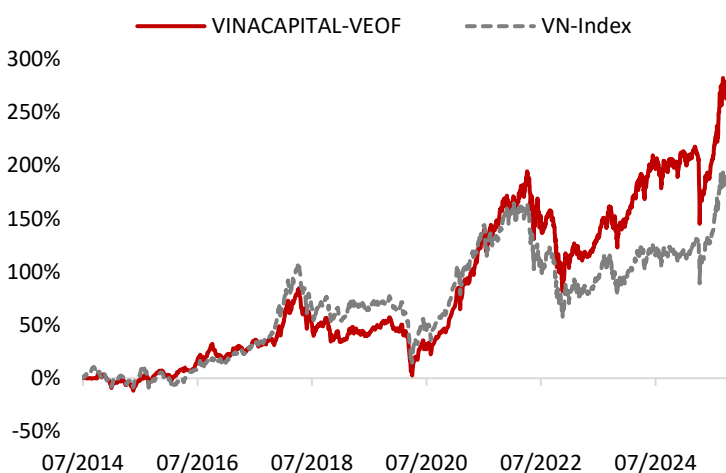


VINACAPITAL-VEOF Investment approach

The fund applies active investment strategy and bottom-up stock selection, concentrates on high-conviction stocks through a deep dive research and analysis.

The fund mainly invests in large and mid-cap stocks which are industry leaders or differentiate in competitive advantages, have growth potential and are being undervalued.

NAV growth since inception



The performance data featured represents past performance, which is no guarantee of future results. Investment return and principal value of an investment will fluctuate; therefore, you may have a gain or loss when you sell your fund units. Current performance may be higher or lower than the performance data quoted.

Fund performance

	VINACAPITAL-VEOF	VN-Index
Total AUM (VND billion)	1,477.8	
NAV/Share (VND)	36,257.4	
Sep 2025 return (%)	(3.7)	(1.2)
YTD 2025 return (%)	16.5	31.2
3-year annualized return (% p.a.)	16.1	13.6
5-year annualized return (% p.a.)	20.5	12.9
Annualized return since inception (% p.a.)	12.1	9.8
Cumulative return since inception (%)	262.6	187.5

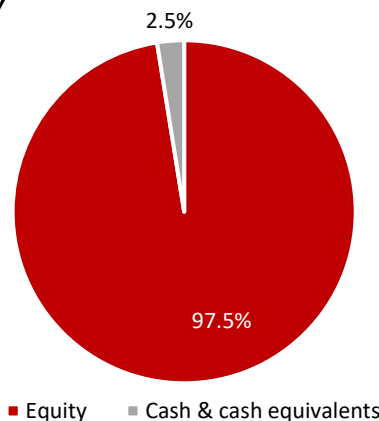
(The NAV is net of management fee and administrative expenses)

Investor Relations: irwm@vinacapital.com

Tel: +84 28 38 27 85 35

Investment allocation

% Total NAV



Fund information

Inception	07 Jan 2014
Management fee	1.75% per annum
Subscription fee	0.0%
Redemption fee	2.0% < 12 months
	1.5% >= 12 months
	0.5% >= 24 months
PIT	0.1%
Custodian and Supervisory Bank	Standard Chartered Bank Ltd. (Viet Nam)
Auditor	PwC Vietnam
Trading frequency	Daily, from Monday to Friday
Benchmark	VN-Index

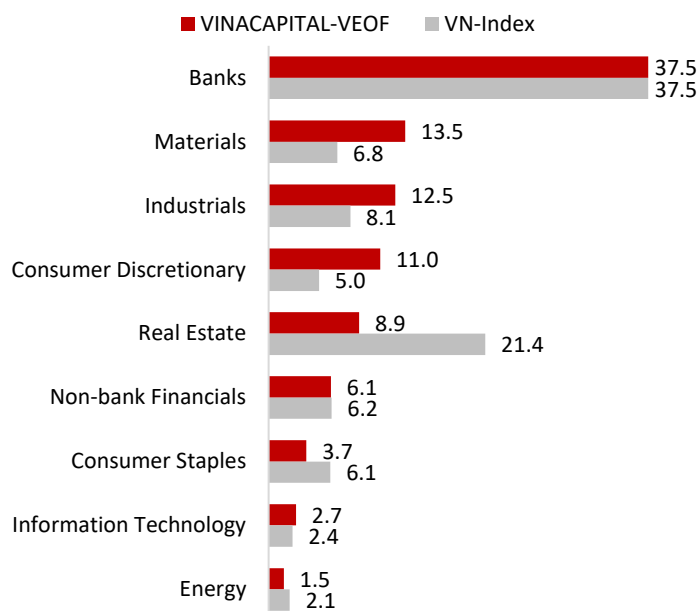
Portfolio statistics

	VINACAPITAL-VEOF	VN-Index
2025 P/E (x)	12.5	13.1
2025 P/B (x)	1.9	2.0
2025 ROE (%)	14.9	15.5
Dividend yield (%)	1.7	1.7
Portfolio turnover (%)	56.1	-
Sharpe ratio	0.4	0.3
Beta	0.9	1.0
No. of equities	32	414

Source: VinaCapital's forecast

Sector allocation

% Total NAV



Top holdings

Equity	Sector	% NAV
MBB	Banks	7.7
CTG	Banks	6.5
HPG	Materials	6.4
MWG	Consumer Discretionary	6.3
STB	Banks	5.5
HDB	Banks	3.9
HDG	Industrials	3.9
DXG	Real Estate	3.8
TCB	Banks	3.8
VIB	Banks	3.6

Comments from fund manager

STOCK MARKET UPDATE

After four consecutive months of gains, the Vietnamese stock market experienced a correction in September, with the VN-Index falling 1.2%, though still up 31.2% year-to-date.

The market started the month on a positive note, with the VN-Index reaching an all-time high of 1,696.3 points on September 4. However, profit-taking pressure, continued foreign net selling, and investor caution ahead of FTSE Russell’s market classification decision led the index to close the month at 1,661.7 points.

Most sectors declined during the month, except for real estate, which surged 11.9%, driven mainly by Vingroup (VIC), up 36.3%. Market liquidity significantly declined as investor sentiment turned cautious; average daily trading value across the three exchanges fell 32% month-on-month to VND 37.6 trillion, though it remained well above the average of the first half of the year.

Foreign investors continued to be net sellers, with a total net outflow of VND 27 trillion in September, bringing the nine-month cumulative net selling to VND 104.6 trillion.

On the macroeconomic front, Vietnam’s GDP expanded 8.2% YoY in Q3 2025, bringing 9M 2025 growth to 7.9%, close to the government’s full-year target of above 8%. Growth was driven by industry and construction (+8.7%) and services (+8.5%).

Despite the impact of U.S. tariff measures, manufacturing output grew 12.7% YoY in September and 10.4% in the first nine months, while exports increased 24.7% and 16.0%, respectively. The tourism sector continued to recover, with international arrivals up 21.5%, though domestic consumption remained subdued as retail sales rose 7.2% in real terms, unchanged from the first half.

Public investment disbursement remained a bright spot, rising 43% YoY in the first nine months, according to the Ministry of Finance. Foreign direct investment (FDI) also stayed resilient, with registered and disbursed capital increasing 15.2% and 8.5%, respectively, reflecting long-term confidence from international investors.

Inflation remained under control, with average CPI rising 3.3% YoY in the first nine months. However, maintaining low interest rates and exchange rate stability could become more challenging going forward, as credit growth reached 13%, deposit rates edged up by 10–50 basis points depending on tenor, and the USD/VND exchange rate rose 3.7% year-to-date.

FUND UPDATE AND INVESTMENT OUTLOOK

The net asset value per unit of VINACAPITAL-VEOF declined 3.7% in September 2025, though the fund remained up 16.5% year-to-date.

During the month, many portfolio companies reported positive developments, reinforcing a favorable earnings outlook for 2025.

Hoa Phat Group (HPG) continued to expand its business with the plan to offer shares to the public and list Hoa Phat Agricultural Development JSC (HPA). HPA is expected to issue up to 30 million shares, equivalent to 11.8% of its current charter capital. In terms of business performance, HPG sold 849 thousand tonnes of steel in August, an increase of 13.8% compared to the same period last year, bringing total steel sales in the first eight months to 6.95 million tonnes, up 21.2% year-on-year.

Mobile World Group (MWG) reported a 14% increase in total revenue in the first eight months of 2025, with both the Mobile World/Electronics and Bach Hoa Xanh retail chains rising by 14%. Notably, same-store sales of the Mobile World/Electronics chain grew 15%, while Bach Hoa Xanh’s average revenue per store increased around 2% per month in July and August. In overseas expansion, the EraBlue chain in Indonesia achieved 70% revenue growth in the first eight months, reflecting strong potential for regional expansion.

Sacombank (STB), after posting a 35% profit growth in the first half of the year, is expected to record significant reversals of loan loss provisions in the second half, which should help its full-year 2025 profit exceed expectations.

On October 8, 2025, FTSE Russell officially announced Vietnam’s upgrade from Frontier Market to Secondary Emerging Market status, effective September 21, 2026, pending a review in March 2026. This marks a major milestone, paving the way for a new phase of broader and more sophisticated market development in Vietnam.

Market valuations remain reasonable for long-term investment, with the VN-Index 2025 P/E at 13.9x, in line with the 10-year historical average. Supported by a positive economic outlook, listed companies are expected to deliver stronger-than-expected earnings in the second half of the year, which should be a key driver for the market going forward. Notably, more than half of the VN-Index’s 31.2% year-to-date gain has been contributed by stocks related to the Vingroup and GELEX conglomerate, highlighting potential opportunities in other fundamentally strong companies that have not yet risen significantly this year.

Monthly returns

	Jan	Feb	Mar	Apr	May	Jun	Jul	Aug	Sep	Oct	Nov	Dec	YTD
2023	7.8%	-5.3%	1.2%	-0.2%	3.0%	4.2%	8.2%	2.1%	-3.1%	-9.9%	8.5%	3.4%	19.5%
2024	4.1%	7.5%	3.9%	-3.9%	6.0%	0.1%	-0.1%	2.3%	0.8%	-0.8%	0.1%	2.5%	24.4%
2025	-0.4%	1.3%	-3.0%	-10.4%	6.2%	5.8%	6.8%	14.9%	-3.7%				16.5%

Important information

The information contained herein has been prepared by VinaCapital Fund Management Joint Stock Company (the “Company”) and is subject to updating, revision, further verification and amendment without notice.

The information does not constitute and/or form part of any offer for sale or solicitation of any offer to buy or subscribe for any securities nor shall they or any part of them form the basis of or be relied on in connection with, or act as any inducement to enter into, any contract or commitment whatsoever. Forward-looking information is based on the estimates and/or opinions of the Company at the time the statements are made, and is therefore, of no obligation to be updated or corrected to changing circumstances.