

Overview

VinaCapital VN100 ETF is an Exchange Traded Fund that seeks to replicate the performance of the VN100 index.

The VN100 Index is a free-float adjusted market capitalization weighted index which measures the performance of the 100 largest and most liquid stocks listed on the Ho Chi Minh City Stock Exchange (HOSE).

Why VN100 ETF?

- Closer performance to the VN Index.
- Exposure to large and mid-cap Vietnamese companies.
- Approximately exposure to 85% of VN Index.
- Not subject to foreign ownership limit.

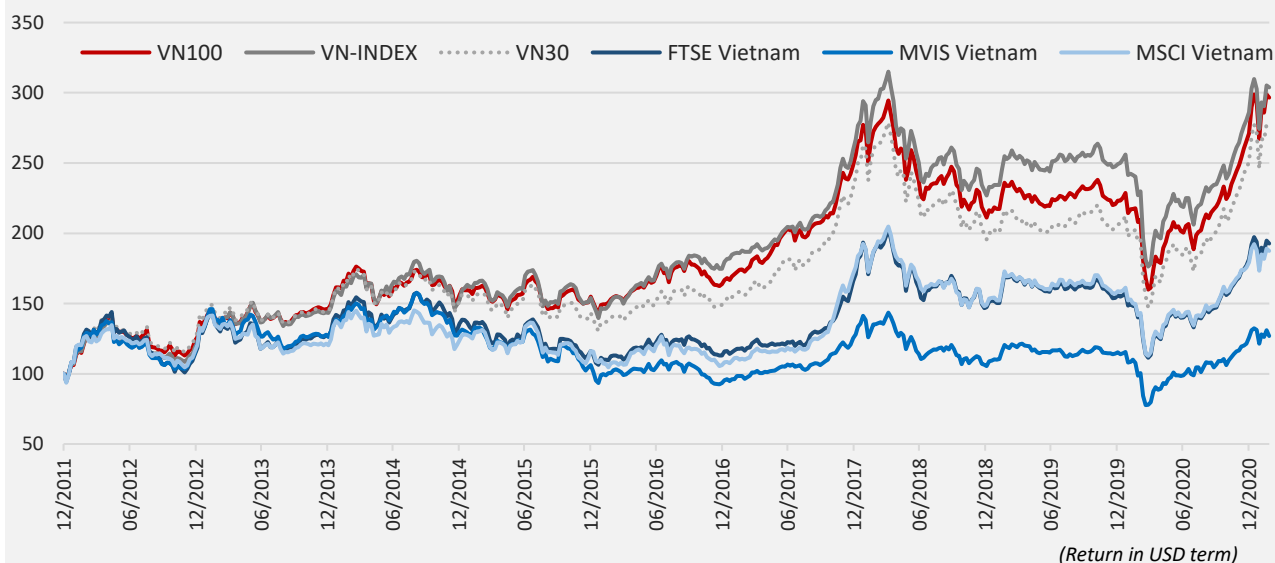
VinaCapital VN100 ETF objective

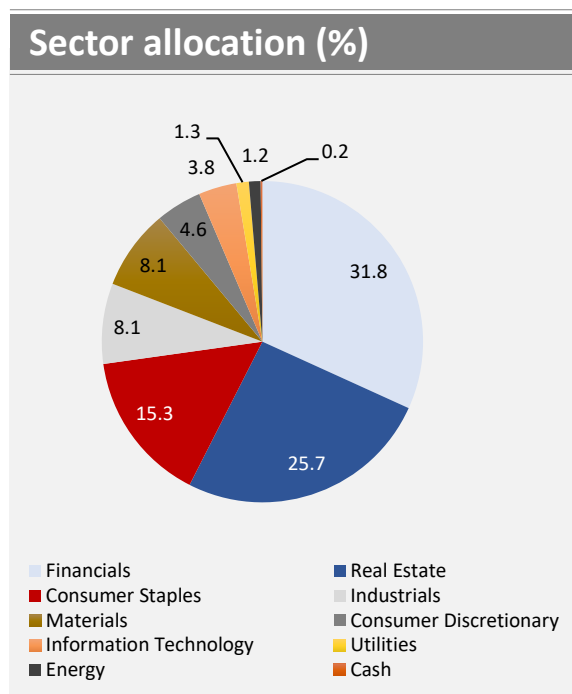
- Track and replicate 95% of the VN100 Index. Target a tracking error of 0.5%.
- The ETF will be rebalanced quarterly. Tracking error will be calculated weekly.

Key Facts

Fund launch date	16 June 2020
Underlying index	VN100 Index
Net assets	VND91.1 billion
Ticker	FUEVN100
Exchange	Ho Chi Minh Stock Exchange
Management fee	0.67% per annum
NAV per share	VND15,177
Share price	VND15,180
Creation Unit	One creation unit = 100,000 fund certificates
APs	VNDirect Securities, BIDV Securities, Bao Viet Securities, KIS Vietnam
Custodian, Supervisory Bank & Administrator	Bank of Investment and Development of Vietnam (BIDV)
Transfer Agent/ Registrar	Vietnam Securities Depository

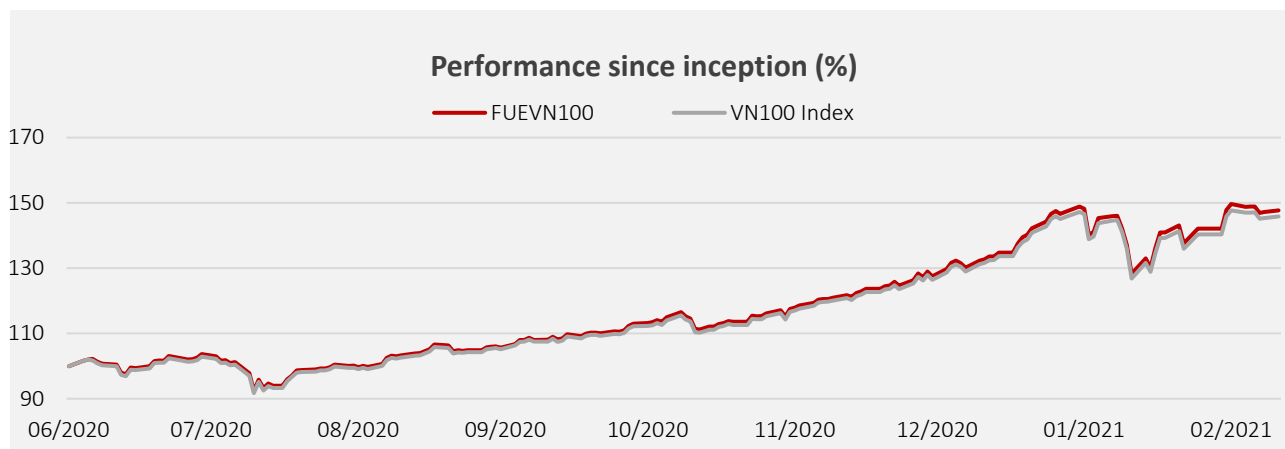
VN100 index has a closer performance to VN Index than other ETF indexes





Top-10 holdings

Company	Ticker	Sector	% NAV
Vingroup	VIC	Real Estate	9.9
Vinamilk	VNM	Consumer Staples	8.4
Techcombank	TCB	Financials	6.8
Vinhomes	VHM	Real Estate	6.5
Hoa Phat Group	HPG	Materials	6.5
VP Bank	VPB	Financials	5.6
FPT Corporation	FPT	Information Technology	3.8
MB Bank	MBB	Financials	3.7
Vietcombank	VCB	Financials	3.2
Mobile World	MWG	Consumer Discretionary	3.2



	1M	3M	6M	1Y	3Y	5Y	Since inception
FUEVN100	11.1%	21.8%	42.0%	-	-	-	47.6%
VN100 Index	10.8%	21.2%	41.1%	41.3%	9.0%	101.8%	45.8%
VN Index	10.6%	16.5%	32.5%	32.5%	4.2%	108.9%	36.6%

	YTD 2021	2020	2019	2018	2017	2016	2015
FUEVN100	9.5%	-	-	-	-	-	-
VN100 Index	9.0%	21.6%	3.3%	-11.7%	51.3%	7.0%	4.4%
VN Index	5.9%	14.9%	7.7%	-9.3%	48.0%	14.8%	6.1%

Fund characteristic	FUEVN100	VN Index	VN30 Index
P/E (x)	16.1	18.0	15.2
P/B (x)	2.4	2.4	2.6
Dividend yield (%)	1.0	1.4	0.9
No. of stocks	60	399	30
Tracking error (%)	0.40	-	-